


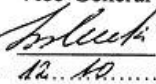
JSC "SPORTINĒ AVIACIJA"	Page 1
Service Bulletin No. 017.4.00.003	Pages 1

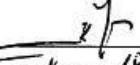
JSC "SPORTINĒ AVIACIJA"	Page 1
Service Bulletin No. 017.4.00.003	Pages 4


JSC "Sportinē aviācija"
 General Director

 S. Skalskis
 15.10.2004

Service Bulletin No. 017.4.00.003

**Issue of the new Flight and Maintenance Manuals,
 Issue No.2, for the LAK-17A glider**

JSC "Sportinē aviācija"
 Vice-General Director

 V. Sabeckis
 12.10.2004

AB "Sportinē aviācija"
 Design Director

 K. Juočas
 12.10.2004

AB "Sportinē aviācija"
 Service engineer

 K. Gečas
 12.10.2004

2004

JSC “SPORTINĖ AVIACIJA”	Page 3
Service Bulletin No. 017.4.00.003	Pages 3

- 1. Subject:** (a) issue of the new LAK-17A Flight Manual, Issue No.2;
(b) issue of the new LAK-17A Maintenance Manual, Issues No.2.

The copies of the service bulletin No. 017.4.00.003 are sent to:

1. Civil Aviation Administration of the Lithuanian Republic (CAA) – 1 copy;
2. EASA RP for LAK-17A, LBA, Germany - 1 copy;
3. Aviation authorities of countries, which issued Type Certificates for the LAK-17A, 1 copy;
4. For the known owners of LAK-17A or administration of organizations (clubs) having LAK-17A gliders – 1 copy.

2. Affected:

Type: LAK-17A

Manufacture: AB “Sportinė Aviacija”, Pociūnai, LT-4340 Prienai, Lithuania.

Serial numbers affected: serial numbers from 001 to 146 inclusive (serial numbers from s.n.147 inclusive are supplied with a new manuals);

Original type certificate: TC Nr.03 issued by Directorate of Civil Aviation of the Republic of Lithuania.

3. Reason: numerous minor changes in a text of the manuals required by Transport Canada when certifying glider in Canada. No major changes influencing airworthiness of the glider.

4. Time of compliance: this service bulletin must be accomplished immediately after receiving it.

5. Actions

5.1 Replace existing Sailplane Flight Manual with LAK-17A Sailplane Flight Manual, Issue No.2.
Original manual is no longer valid and is cancelled.

5.2 Replace existing Sailplane Maintenance Manual with LAK-17A Maintenance Manual, Issue No.2.
Original manual is no longer valid and is cancelled.

5.3 Replace cockpit AIR SPEED DATA AND LOADING PLACARD with the new AIR SPEED DATA AND LOADING PLACARD conforming to the Manuals, Issue No.2:

5.3.1 Remove from the glider AIR SPEED DATA AND LOADING PLACARD located in a cockpit by removing four rivets attaching placard to the glider structure.

JSC “SPORTINĖ AVIACIJA”	Page 4
Service Bulletin No. 017.4.00.003	Pages 4

5.3.2 At the same location install new AIR SPEED DATA AND LOADING PLACARD by attaching it to the glider structure by four blind self-plugging 2,4 mm diameter rivets of type DIN 7337-A2,4x6-Al-Leg.-bk-St-A1P or equivalent.

5.3.3 After work is complete, inspect cockpit for foreign objects.

6. Mass and balance

The described actions do not affect C.G of the glider.

7. Documentation and materials

New manuals, entitled “Sailplane Flight Manual for LAK-17A, Issue No.2” and “Maintenance Manual for the LAK-17A Sailplane, Issue No.2”, AIR SPEED DATA AND LOADING PLACARD has to be ordered directly from the manufacture - AB “Sportinė Aviacija”, Pociūnai, LT-4340 Prienai, Lithuania.

8. Accomplishment and log entry

The owner/operator of the glider can carry out the actions described in this Service Bulletin. The compliance of this service bulletin must be checked and entered in the glider’s logbook following the operator’s national regulations.